



apparelonline

www.apparelonline.co.nz

0800 37 37 76

DYE SUBLIMATION

Dye Sublimation is a process for printing designed themes by injecting colour and imagination into fabric. Chances are you've already got, or seen, sublimated fabrics. Industries such as sports, events and fashion rely heavily on this particular style.

Not creative? That's okay! It's easy to approach trained professionals who will use their expertise to get your unique design out of your head and into fabric. Alternatively, jump online and try design your own dye sublimated apparel at www.aussiepacific.com.au, then take your design to a professional and we will custom make your garment for a minimum of only 20 pieces. Sounds pretty easy, right?

With Dye Sublimation (referred to as Dye Sub) the graphics are computer generated and transferred by printing to dye sublimated paper using specialised inks which are then transferred through heat and pressure into the fabric to give you a unique piece of clothing with the image or pattern embedded forever.

The image can be all over from seam to seam, won't fade, crack or fall off. These garments are made in our China factory using the latest technology dye sub printers and heat presses.

Dye Sub can only be done successfully on 100% Polyester fabrics which especially suits the Aussie Pacific fabrics.

This process ensures that the graphics are permanent (never losing any detail or vibrancy), whilst the moisture removal and anti-bacterial properties of the garment remain unchanged.

Dye Sublimated sports uniforms and apparel are popular as you can uniquely have any logo designs, patterns, numbers, names or sponsors printed onto your garments permanently using a fantastic range of colours and artistic techniques.

Depending on individual client needs, we have a variety of different fabrics at our disposal to create the perfect sports uniform, promotional gear, corporate wear or retail garment.

AP SPORTS

DYE SUBLIMATION

What you need to know before sending artwork.

1. Provide a high resolution file

Vector File (line art) is the most common file as it is easy to manipulate and make variations if necessary. For images a Hi Resolution file with a minimum of 300DPI. Explanation for Vector and Raster Files are outlined below

2. Create all text to outlines

With numerous text font styles available and to ensure we print the correct style to suit your needs it is best to create text to outlines.

3. Choose your colourway

We use PMS (Pantone Matching System) colours as a guide only. For colour matching we strongly suggest purchasing a sample.



JPEG @ 200%



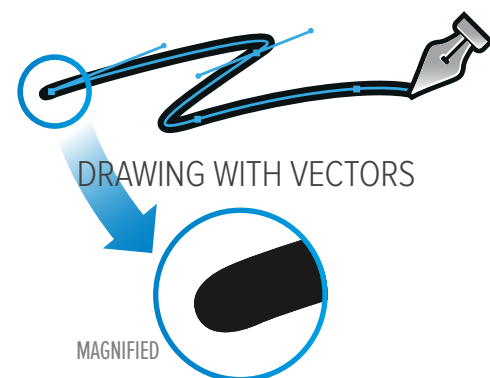
VECTOR @ 200%



Proxima font (editable text)



Converted to outlines



DRAWING WITH VECTORS

MAGNIFIED

VECTOR


TYPICAL FILE FORMATS:

.AI, .CDR, .PDF*, .EPS*

NOTE: .EPS AND .PDF FILES CAN BE BOTH VECTOR OR BITMAP DEPENDING ON WHERE AND HOW THE IMAGE WAS CREATED.

Vector = fonts/logos and graphics

The most common programs used to design vector graphics are Adobe Illustrator and Corel Draw. Most designers when designing your logos and graphics for printing will use a line vector program especially if fonts and shapes are involved. The great thing with vector files is they can be scaled to any size without losing sharpness.



PAINTING WITH PIXELS

MAGNIFIED

RASTER

TYPICAL FILE FORMATS:

.JPEG/.JPG, .TIFF, .PSD, .BMP, .PNG, .GIF

Raster (bitmap) = photographs

A Raster (or Bitmap) image is made up of tiny square dots (pixel) of colour when grouped together form a rastered image. Raster Images are the most common images found on your computer and on the web. The resolution (measurement of pixels) is kept as low as possible for viewing on a computer screen or device.

ONLY **2** FORMATS TO REMEMBER

FABRIC DESCRIPTIONS



BIRDS EYE

BIRDSEYE

100% polyester 155gsm, birdseye is one of Aussie Pacific's stock range fabrics, introduced for its soft, lightweight and absorbent properties. It is ideal for clubs and corporate use.



MINI WAFFLE

MINI WAFFLE

100% polyester 160gsm, the mini waffle fabric forms the backbone of the Aussie Pacific stock range as a proven fabric in the market for its durability and quick drying properties. It is ideal for schools, clubs and corporate use.



COTTON BACK

COTTON BACK

80% polyester/20% cotton 180gsm provides the comfort and feel of cotton with the properties of polyester. The cotton back piqué construction is designed to pull moisture from the skin and wick it into the air by keeping the fabric and the wearer relatively cool and dry. Cotton back is ideal for school, club and corporate polos.



INTER LOCK

INTERLOCK 150

100% polyester 150gsm makes this tight knit fabric extremely smooth, firm and absorbent. A great printable surface that is ideal for tops and shorts.



INTER LOCK

INTERLOCK 255

100% polyester 255gsm with a thick double knit flat surface fabric providing high dimensional stability, strength and durability. Perfect for playing jerseys and shorts.



POLY ELASTANE

POLY/ELASTANE 200

85% polyester/15% elastane 200gsm with a two-way stretch functional fabric that forms to the body to give you a comfortable and firm fit. This mix is perfect for netball dresses and cycling jerseys.

DRiWEAR™

RUGBY

FITTED JERSEY
& SHORTS



COLLAR OPTION

PREMIUM

NZ

RANDWICK

MENS FITTED JERSEY

SET IN **RUGBYJ001** RAGLAN **RUGBYJ002**

MENS	XS	S	M	L	XL	XXL	3XL	4XL	5XL
I/2 CHEST CM	48.5	51	53.5	56	58.5	61	66	68.5	71
HEM CM	39	41.5	44	46.5	49	51.5	56.5	59	61.5
SHLDR TO HEM*	67	69	71	73	75	77	79	80	81

*HIGH POINT SHOULDER TO HEM - variations +/- 1 cm (guide only)



CHRISTCHURCH JERSEY
COLLAR: NZ
STYLE: SET IN



HOOP SHORTS
STYLE: RUGBY SHORTS



TITAN JERSEY
COLLAR: PREMIUM
STYLE: RAGLAN



TITAN SHORTS
STYLE: RUGBY SHORTS



SPRINT JERSEY
COLLAR: RANDWICK
STYLE: RAGLAN



TRIO SHORTS
STYLE: RUGBY SHORTS

MENS RUGBY SHORT

RUGBYS005

MENS	XS	S	M	L	XL	XXL	3XL
I/2 RELAXED WAIST	30	32	34	36	38	40	42
OUTSIDE LENGTH	32	33	34	35	36	37	38

variations +/- 1 cm (guide only)

FABRIC OPTION



RUGBY

CLASSIC JERSEY
& SHORTS



COLLAR OPTION

PREMIUM

NZ

RANDWICK



COWBOY JERSEY
COLLAR : RANDWICK
STYLE : RAGLAN



COWBOY SHORTS
STYLE : RUGBY SHORTS



POINTER JERSEY
COLLAR: NZ
STYLE: SET IN



TITAN SHORTS
STYLE: RUGBY SHORTS



SAINT JERSEY
COLLAR : PREMIUM
STYLE : RAGLAN CLASSIC



SOLID SHORTS
STYLE : RUGBY SHORTS

MENS CLASSIC JERSEY

SET IN RUGBYJ003 RAGLAN RUGBYJ004

MENS	XS	S	M	L	XL	XXL	3XL
I/2 CHEST CM	50.5	53	55.5	58	60.5	63	68
HEM CM	50.5	53	55.5	58	60.5	63	68
SHLDR TO HEM*	67	69	71	73	75	77	79

*HIGH POINT SHOULDER TO HEM - variations +/- 1 cm (guide only)

KIDS CLASSIC JERSEY

SET IN RUGBYJ003K RAGLAN RUGBYJ004K

KIDS	4	6	8	10	12	14	16
I/2 CHEST CM	36	38	40	42	44	46	49
HEM CM	36	38	40	42	44	46	49
SHLDR TO HEM*	49	52	55	58	61	64	67

*HIGH POINT SHOULDER TO HEM - variations +/- 1 cm (guide only)

MENS RUGBY SHORTS

RUGBYS005

MENS	XS	S	M	L	XL	XXL	3XL
I/2 RELAXED WAIST	30	32	34	36	38	40	42
OUTSIDE LENGTH	32	33	34	35	36	37	38

variations +/- 1 cm (guide only)

KIDS RUGBY SHORTS

RUGBYS005K

KIDS	6	8	10	12	14	16
I/2 RELAXED WAIST	20	22	24	26	28	30
OUTSIDE LENGTH	25	26	27	28	29	31

variations +/- 1 cm (guide only)

FABRIC OPTION



AUSSIE RULES

SLEEVELESS
GUERNSEY & SHORTS



DOUBLE VEE SLEEVELESS GUERNSEY

COLLAR OPTION



2 PIECE VEE



CLASSIC VEE



ROUND



DOUBLE VEE GUERNSEY
COLLAR: 2 PIECE VEE
STYLE: SLEEVELESS



TRIO SHORTS
STYLE: AUSSIE RULES SHORTS



BRIZO GUERNSEY
COLLAR: CLASSIC VEE
STYLE: SLEEVELESS



SIDE STRIPE SHORTS
STYLE: AUSSIE RULES SHORTS



PACIFIC GUERNSEY
COLLAR: ROUND
STYLE: SLEEVELESS



SOLID SHORTS
STYLE: AUSSIE RULES SHORTS

MENS SLEEVELESS FITTED GUERNSEY

AFLJ007

MENS	XS	S	M	L	XL	XXL	3XL
I/2 CHEST CM	45	47.5	50	52.5	55	57.5	60
SHLDR TO HEM*	65	67	69	71	73	75	77

*HIGH POINT SHOULDER TO HEM - variations +/- 1 cm (guide only)

KIDS SLEEVELESS FITTED GUERNSEY

AFLJ007K

KIDS	4	6	8	10	12	14	16
I/2 CHEST CM	35	37	39	41	43	45	48
SHLDR TO HEM*	49	52	55	58	61	64	67

*HIGH POINT SHOULDER TO HEM - variations +/- 1 cm (guide only)

MENS AUSSIE RULES SHORTS

AFLS009

MENS	XS	S	M	L	XL	XXL	3XL
I/2 RELAXED WAIST	29	31	34	37	39	42	44
OUTSIDE LENGTH	32	33	34	35	36	37	38

variations +/- 1 cm (guide only)

KIDS AUSSIE RULES SHORTS

AFLS009K

KIDS	6	8	10	12	14	16
I/2 RELAXED WAIST	19	21	23	25	27	29
OUTSIDE LENGTH	27	28	29	30	31	32

variations +/- 1 cm (guide only)

FABRIC OPTION



AUSSIE RULES

CLASSIC LONG SLEEVE
GUERNSEY & SHORTS



COLLAR OPTION



2 PIECE VEE



CLASSIC VEE



ROUND



BULLDOG GUERNSEY
COLLAR: CLASSIC VEE
STYLE: LONG SLEEVE



SIDE STRIPE SHORTS
STYLE: AUSSIE RULES SHORTS



SLASH GUERNSEY
COLLAR: ROUND
STYLE: LONG SLEEVE



SOLID SHORTS
STYLE: AUSSIE RULES SHORTS



HAWKS GUERNSEY
COLLAR: 2 PIECE VEE
STYLE: LONG SLEEVE



HOOP SHORTS
STYLE: AUSSIE RULES SHORTS

MENS LONG SLEEVE CLASSIC FIT GUERNSEY

AFLJ008

MENS	XS	S	M	L	XL	XXL	3XL	4XL
I/2 CHEST CM	50.5	53	55.5	58	60.5	63	68	70
SHLDR TO HEM*	67	69	71	73	75	77	79	81

*HIGH POINT SHOULDER TO HEM - variations +/- 1 cm (guide only)

KIDS LONG SLEEVE CLASSIC FIT GUERNSEY

AFLJ008K

KIDS	4	6	8	10	12	14	16
I/2 CHEST CM	36	38	40	42	44	46	49
SHLDR TO HEM*	49	52	55	58	61	64	67

*HIGH POINT SHOULDER TO HEM - variations +/- 1 cm (guide only)

MENS AUSSIE RULES SHORTS

AFLS009

MENS	XS	S	M	L	XL	XXL	3XL
I/2 RELAXED WAIST	29	31	34	37	39	42	44
OUTSIDE LENGTH	32	33	34	35	36	37	38

variations +/- 1 cm (guide only)

KIDS AUSSIE RULES SHORTS

AFLS009K

KIDS	6	8	10	12	14	16
I/2 RELAXED WAIST	19	21	23	25	27	29
OUTSIDE LENGTH	27	28	29	30	31	32

variations +/- 1 cm (guide only)

FABRIC OPTION



BASKETBALL

SINGLET & SHORTS



PIN STRIPE SINGLET & SHORTS



MENS BASKETBALL SINGLET

BASKETBALLJ013

MENS	XS	S	M	L	XL	XXL	3XL
I/2 CHEST CM	48.5	51	53.5	56	58.5	61	63.5
SHLDR TO HEM*	73	75	77	79	81	83	85

*HIGH POINT SHOULDER TO HEM - variations +/- 1 cm (guide only)

KIDS BASKETBALL SINGLET

BASKETBALLJ013K

KIDS	6	8	10	12	14	16
I/2 CHEST CM	39	41	43	45	48	49
SHLDR TO HEM*	52	55	58	61	64	67

*HIGH POINT SHOULDER TO HEM - variations +/- 1 cm (guide only)

MENS BASKETBALL SHORTS

BASKETBALLS014

MENS	XS	S	M	L	XL	XXL	3XL
I/2 RELAXED WAIST	31.5	34	36.5	39	41.5	44	46.5
OUTSIDE LENGTH	52	53	54	55	56	57	58

variations +/- 1 cm (guide only)

KIDS BASKETBALL SHORTS

BASKETBALLS014K

KIDS	6	8	10	12	14	16
I/2 RELAXED WAIST	22.5	24.5	26.5	28.5	30.5	32.5
OUTSIDE LENGTH	35	37	39	41	43	45

variations +/- 1 cm (guide only)



PIN STRIPE SINGLET
COLLAR: SQUARE VEE
STYLE: BASKETBALL SINGLET



PIN STRIPE SHORTS
STYLE: BASKETBALL SHORTS



CELTIC SINGLET
COLLAR: SQUARE VEE
STYLE: BASKETBALL SINGLET



CELTIC SHORTS
STYLE: BASKETBALL SHORTS



ALL STAR SINGLET
COLLAR: SQUARE VEE
STYLE: BASKETBALL SINGLET



ALL STAR SHORTS
STYLE: BASKETBALL SHORTS

FABRIC OPTION



INTER LOCK



MINI WAFFLE

SOCCER

JERSEY & SHORTS



BURNLEY JERSEY

COLLAR OPTION



2 PIECE ROUND



CLASSIC VEE



CLASSIC POLO



BURNLEY JERSEY
COLLAR: CLASSIC POLO
STYLE: RAGLAN



DOUBLE STRIPE SHORTS
STYLE: SOCCER SHORTS



DIAGONAL JERSEY
COLLAR: 2 PIECE ROUND
STYLE: RAGLAN



SOLID SHORTS
STYLE: SOCCER SHORTS



SWIFT JERSEY
COLLAR: CLASSIC VEE
STYLE: RAGLAN



SIDE STRIPE SHORTS
STYLE: SOCCER SHORTS

MENS SOCCER JERSEY

SET IN SOCCJ010 RAGLAN SOCCJ011

MENS	XS	S	M	L	XL	XXL	3XL
I/2 CHEST CM	50.5	53	55.5	58	60.5	63	68
SHLDR TO HEM*	68.5	70.5	72.5	74.5	76.5	78.5	80.5

*HIGH POINT SHOULDER TO HEM - variations +/- 1 cm (guide only)

KIDS SOCCER JERSEY

SET IN SOCCJ010K RAGLAN SOCCJ011K

KIDS	4	6	8	10	12	14	16
I/2 CHEST CM	36	38	40	42	44	46	49
SHLDR TO HEM*	49	52	55	58	61	64	67

*HIGH POINT SHOULDER TO HEM - variations +/- 1 cm (guide only)

MENS SOCCER SHORTS

SOCCS012

MENS	XS	S	M	L	XL	XXL	3XL
I/2 RELAXED WAIST	32	34	36	38	40	42	44
OUTSIDE LENGTH	42	43	44	45	46	47	48

variations +/- 1 cm (guide only)

KIDS SOCCER SHORTS

SOCCS012K

KIDS	6	8	10	12	14	16
I/2 RELAXED WAIST	22.5	24.5	26.5	28.5	30.5	32.5
OUTSIDE LENGTH	30	32	34	36	38	40

variations +/- 1 cm (guide only)

FABRIC OPTION



INTER LOCK



MINI WAFFLE



BIRDS EYE

SOCCER 121

T-SHIRT

STANDARD

COLLAR OPTION



CLASSIC VEE



ROUND

MENS TEE

S/S SET IN 1207 S/S RAGLAN 1204

MENS	XS	S	M	L	XL	XXL	3XL	5XL
I/2 CHEST CM	50.5	53	55.5	58	60.5	63	68	73
SHLDR TO HEM*	67	69	71	73	75	77	79	81

*HIGH POINT SHOULDER TO HEM - variations +/- 1 cm (guide only)

KIDS TEE

SET IN 3207 RAGLAN 3204

KIDS	4	6	8	10	12	14	16
I/2 CHEST CM	36	39	41	43	45	48	49
SHLDR TO HEM*	49	52	55	58	61	64	67

*HIGH POINT SHOULDER TO HEM - variations +/- 1 cm (guide only)



SWIRLS TEE
COLLAR: ROUND
STYLE: RAGLAN



ARROW TEE
COLLAR: ROUND
STYLE: RAGLAN



PACIFIC TEE
COLLAR: ROUND
STYLE: SET IN



SWIRL TEE VEE NECK - STYLE: 2204LADIES



MOTO GRID LONG SLEEVE - STYLE: 2207LONGSLEEVE*

* PLEASE ADD "LONGSLEEVE" TO ANY CODE THAT REQUIRES A LONG SLEEVE STYLE.

FABRIC OPTION



INTER LOCK



MINI WAFFLE



BIRDS EYE



COTTON BACK

T-SHIRT 123

SINGLET

DESIGNS



MENS SINGLET

STANDARD 1107

MENS	XS	S	M	L	XL	XXL	3XL	5XL
I/2 CHEST CM	50.5	53	55.5	58	60.5	63	68	73
SHLDR TO HEM*	67	69	71	73	75	77	79	81

*HIGH POINT SHOULDER TO HEM - variations +/- 1 cm (guide only)

MENS SINGLET

RACERBACK RBACKSINGLET

MENS	XS	S	M	L	XL	XXL	3XL	5XL
I/2 CHEST CM	47	49.5	52	54.5	57	59.5	62	67
SHLDR TO HEM*	72	74	76	78	80	82	84	86

*HIGH POINT SHOULDER TO HEM - variations +/- 1 cm (guide only)

LADIES SINGLET

STANDARD 2107

MENS	6	8	10	12	14	16	18	20	22
I/2 RELAXED WAIST	42.5	45	47.5	50	52.5	55	57.5	60	64.5
SHLDR TO HEM*	59	61	63	65	67	69	71	72	73

variations +/- 1 cm (guide only)

LADIES SINGLET

RACERBACK LADIESRBACKSINGLET

MENS	6	8	10	12	14	16	18	20	22
I/2 RELAXED WAIST	38.5	41	43.5	46	48.5	51	53.5	56.5	59.5
SHLDR TO HEM* (FRONT)	55.5	57.5	59.5	61.5	63.5	66.5	67.5	69.5	71.5

variations +/- 1 cm (guide only)



AURORA MENS SINGLET

NECK: ROUND

STYLE: RACERBACK



SWIMMER LADIES SINGLET

NECK: CLASSIC VEE

STYLE: RACERBACK



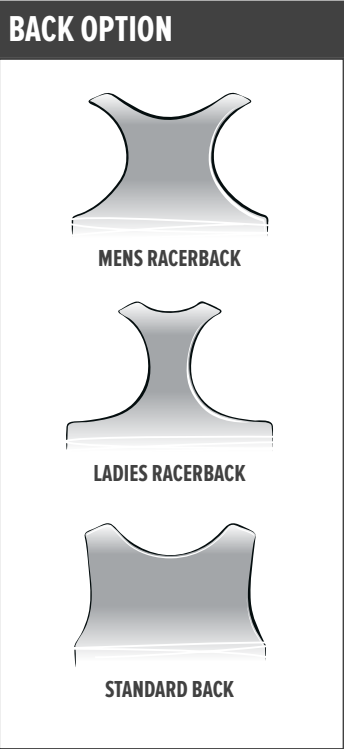
OLD SCHOOL SINGLET

NECK: ROUND

STYLE: STANDARD BACK



LADIES CLASSIC VEE RACERBACK SINGLET



KIDS SINGLET

STANDARD 3107

KIDS	4	6	8	10	12	14	16
I/2 CHEST CM	36	39	41	43	45	48	49
SHLDR TO HEM*	49	52	55	58	61	64	67

*HIGH POINT SHOULDER TO HEM - variations +/- 1 cm (guide only)

FABRIC OPTION



INTER LOCK



MINI WAFFLE



BIRDS EYE



POLYELASTANE

POLO

STANDARD

COLLAR OPTION



STANDARD

MENS POLO

SET IN	1307	RAGLAN	1304						
MENS	XS	S	M	L	XL	XXL	3XL	5XL	
I/2 CHEST CM	50.5	53	55.5	58	60.5	63	68	73	
SHLDR TO HEM*	67	69	71	73	75	77	79	81	

*HIGH POINT SHOULDER TO HEM - variations +/- 1 cm (guide only)

KIDS POLO

SET IN	3307	RAGLAN	3304					
KIDS	4	6	8	10	12	14	16	
I/2 CHEST CM	36	39	41	43	45	48	49	
SHLDR TO HEM*	49	52	55	58	61	64	67	

*HIGH POINT SHOULDER TO HEM - variations +/- 1 cm (guide only)



SWOOSH MENS POLO
COLLAR: STANDARD
STYLE: SET IN



WINNERS MENS POLO
COLLAR: STANDARD
STYLE: SET IN



AUSSIE MENS POLO
COLLAR: STANDARD
STYLE: SET IN



SWOOSH LONG SLEEVE - STYLE: 2307LONGSLEEVE*

* PLEASE ADD "LONGSLEEVE" TO ANY CODE THAT REQUIRES A LONG SLEEVE STYLE.

LADIES POLO

SET IN	2307	RAGLAN	2304										
MENS	6	8	10	12	14	16	18	20	22	24	26		
I/2 RELAXED WAIST	42.5	45	47.5	50	52.5	55	57.5	60	64.5	69.5	74.5		
OUTSIDE LENGTH	59	61	63	65	67	69	71	72	73	74	74		

variations +/- 1 cm (guide only)

FABRIC OPTION



INTER LOCK



MINI WAFFLE



BIRDS EYE



COTTON BACK

SHIRT

BUTTON UP



BASEBALL

TOP



MENS BUTTON UP SHIRT

SET IN 1307BUTTONUP RAGLAN 1304BUTTONUP

MENS	XS	S	M	L	XL	XXL	3XL	5XL
I/2 CHEST CM	50.5	53	55.5	58	60.5	63	68	73
SHLDR TO HEM*	67	69	71	73	75	77	79	81

*HIGH POINT SHOULDER TO HEM - variations +/- 1 cm (guide only)

KIDS BUTTON UP SHIRT

SET IN 3307BUTTONUP RAGLAN 3304BUTTONUP

KIDS	4	6	8	10	12	14	16
I/2 CHEST CM	36	39	41	43	45	48	49
SHLDR TO HEM*	49	52	55	58	61	64	67

*HIGH POINT SHOULDER TO HEM - variations +/- 1 cm (guide only)

MENS BASEBALL TOP

BASEBALLSS

MENS	S	M	L	XL	XXL	3XL	5XL
I/2 CHEST CM	55	57.5	60	62.5	65	67.5	72.5
SHLDR TO HEM*	74	76	78	80	82	84	88

*HIGH POINT SHOULDER TO HEM - variations +/- 1 cm (guide only)

FABRIC OPTION



INTER LOCK



MINI WAFFLE



BIRDS EYE

NETBALL

SINGLET & SKORT



NETBALL

SINGLET & SKIRT



LADIES NETBALL SINGLET

	LADIES	6	8	10	12	14	16	18	20
I/2 CHEST CM		39.5	42	44.5	47	49.5	52	54.5	57

*HIGH POINT SHOULDER TO HEM - variations +/- 1 cm (guide only)

GIRLS NETBALL SINGLET

	KIDS	6	8	10	12	14	16
I/2 CHEST CM		34.5	37	39.5	42	44.5	47

*HIGH POINT SHOULDER TO HEM - variations +/- 1 cm (guide only)

LADIES NETBALL BOTTOMS

	SKIRT	NETBALLD018	SKORT	NETBALLD019							
LADIES		6	8	10	12	14	16	18	20	22	
WAIST CM		28	30	32	34	36	38	40	42	44	
OUTSIDE LEG		29.5	31.5	33.5	35.5	37.5	39.5	41.5	43.5	45.5	

variations +/- 1 cm (guide only)

GIRLS NETBALL BOTTOMS

	SKIRT	NETBALLD018K	SKORT	NETBALLD019K						
KIDS		6	8	10	12	14	16			
WAIST CM		24	26	28	30	32	34			
OUTSIDE LEG		25.5	27.5	29.5	31.5	33.5	35.5			


variations +/- 1 cm (guide only)

FABRIC OPTION



NETBALL

A-LINE DRESSES

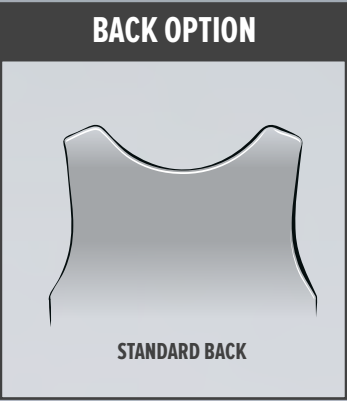


NECK OPTION



NETBALL

A-LINE DRESSES WITH PANELS



LADIES A-LINE DRESS

WITHOUT PANELS **NETBALD015**

LADIES	6	8	10	12	14	16	18	20	22
I/2 CHEST CM	40	42.5	45	47.5	50	52.5	55	57.5	60
SHLDR TO HEM*	79	81	83	85	87	89	91	93	95

*HIGH POINT SHOULDER TO HEM - variations +/- 1 cm (guide only)

GIRLS A-LINE DRESS

WITHOUT PANELS **NETBALD015K**

KIDS	6	8	10	12	14	16
I/2 CHEST CM	35	37.5	40	42.5	45	47.5
SHLDR TO HEM*	75	77	79	81	83	85

*HIGH POINT SHOULDER TO HEM - variations +/- 1 cm (guide only)

LADIES A-LINE DRESS

WITH PANELS **NETBALD016**

LADIES	6	8	10	12	14	16	18	20	22
I/2 CHEST CM	40	42.5	45	47.5	50	52.5	55	57.5	60
SHLDR TO HEM*	79	81	83	85	87	89	91	93	95

*HIGH POINT SHOULDER TO HEM - variations +/- 1 cm (guide only)

GIRLS A-LINE DRESS

WITH PANELS **NETBALD016K**

KIDS	6	8	10	12	14	16
I/2 CHEST CM	35	37.5	40	42.5	45	47.5
SHLDR TO HEM*	75	77	79	81	83	85

*HIGH POINT SHOULDER TO HEM - variations +/- 1 cm (guide only)

FABRIC OPTION



INTER LOCK



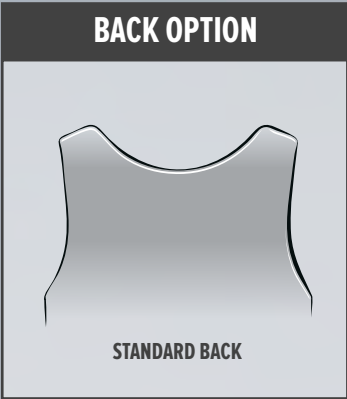
MINI WAFFLE



POLY ELASTANE

NETBALL

YOKE DRESS
& SQUARES



SQUARES

- GD
- GA
- GK
- WA
- C
- WD
- GS

SQUARES

CODE	
NETBALL SQUARES SETS	NETBALLSQUARES
21cm x 23cm approx. - Size changeable by request.	

CYCLING

JERSEY



3 REAR POCKETS



LADIES YOKE DRESS WITH PANELS

LADIES	8	10	12	14	16	18	20
I/2 CHEST CM	42.5	45	47.7	50	52.5	55	57.5
SHLDR TO HEM*	79	81	83	85	87	89	91

*HIGH POINT SHOULDER TO HEM - variations +/- 1 cm (guide only)

GIRLS YOKE DRESS WITH PANELS

KIDS	6	8	10	12	14
I/2 CHEST CM	32	34	36	38	40
SHLDR TO HEM*	72	74	76	78	80

*HIGH POINT SHOULDER TO HEM - variations +/- 1 cm (guide only)

MENS SHORT SLEEVE CYCLING JERSEY RAGLAN FULLZIP

MENS	S	M	L	XL	XXL	3XL
I/2 CHEST CM	47	49	51	53	55	57
FRONT BODY LENGTH	61	63	65	67	69	71
BACK BODY LENGTH	65.5	67.5	69.5	71.5	73.5	75.5

HIGH POINT SHOULDER TO HEM - variations +/- 1 cm (guide only)

FABRIC OPTION

- 150

INTER LOCK
- 200

MINI WAFFLE
- POLY ELASTANE

CYCLING 135

2015.16 decoration options

PROJECT THE
WAY YOUR BRAND
IS PERCEIVED
BY USING ONLY
QUALITY
DECORATION

FONT OPTIONS:



0123456789

FONT: IMPACT

0123456789

FONT: PRINCETON

0123456789

FONT: PREM LEAGUE

Aussie Pacific garment designers have taken into account the many different methods of decorating or monogramming apparel. Here we look at the three main methods of decoration yet there are others such as Digitally Printed transfers and Screen Printed transfers.

Your Brand should be synonymous with a quality garment, so it makes sense to want to control the way your Brand is portrayed.

Today, any decoration goes on anything, a far change from the not too distant days where a small chest print or embroidery was the norm. Splash prints, tone on tone, print/emb. combos, badges, over seam printing and foiling in abstract patterns and fonts making the opposites attract.

SCREEN-PRINTING

To understand the time and care that is taken into each silk screen printed job, we thought it would be helpful to indicate what happens each time a job is printed.

The first step is artwork. Once the artwork is finalised, it gets sent for processing. From there, and from your printing instructions, your printer will come up with a composite proof for you so you can see what your design will look like on the tees (or polos sweatshirts or other garments). This will confirm the specific print locations you have instructed to print. After the art has been approved, then film is output to make the screens. All of the art is then pre-registered and checked for detail and quality.

The first step in the screen department is to coat the screens with a photosensitive emulsion. Next, the screen dries, and it is placed on the vacuum light table and exposed to a 3000 watt metal halide light. After being exposed the screens are then washed out with a pressure washer at around 1300 psi. Once the image is

washed out, it is double checked with the films for accuracy. Each colour in a design needs a screen and each screen must be blocked, taped, setup, and squeezed.

Just imagine if we had to do this each time a t-shirt was ordered. You can see why screen printing was designed to print quality in bulk. For larger runs with more colours, an automatic machine with 10-18 heads is more practical. By "flashing" or drying the ink between each colour layer, a bright, professional quality print, with years of wear and tear is achievable.

MACHINE EMBROIDERY

A term that describes a specially designed, computerised, embroidery or sewing-embroidery machine to automatically create a design from a pre-made pattern that is input into the machine. In 1980, the first computer graphics embroidery design system was introduced, running on a mini-computer. Technology was enhanced in 1982 with the introduction of the first multi-user system that allowed more than one person to be working on a different part of the embroidery process, vastly streamlining production times. Computerised machine embroidery has rapidly grown in popularity since the late 1990s.

Design Files or 'Masters' are typically downloaded to a computer and then transferred to an embroidery machine which can then be used to stitch out the embroidery designs.

SUBLIMATION

The basic dye sublimation process uses special heat-sensitive dyes to print graphics and text onto special transfer paper. The paper is then placed on a 100% polyester item and both are placed into a heat press. When the heating cycle is completed, the image on the paper has been transferred to the item and has actually reformed into or underneath the coated surface. Sublimation is always done on a polyester,

polymer, or polymer-coated item. At high temperatures, the solid dye converts into a gas without ever becoming a liquid. The same high temperature opens the pores of the polymer and allows the gas to enter. When the temperature drops, the pores close and the gas reverts to a solid state. It has now become a part of the polymer. This is why dye sublimation can't be done on natural materials, such as 100% cotton. Natural fibres and non-coated materials have no "pores" to open.

A dye impregnates colour into (not on to) a material and this colour change is permanent. Sublimation refers to changes from the solid, to the gaseous state without becoming liquid. A polymer consists of large molecules made up of a linked series of repeated simple molecules. Dye sublimation refers to solid dye particles that are changed into gas using heat and pressure, which then bond with any polymers present and change back into a solid. This means the composition of the polymer has changed, and no fading, cracking or peeling should occur because the colour is now part of the fabric.

The fluid stored in the inkjet cartridge is the carrier of the dye. The carrier stays on the paper and only the dye migrates from the paper to the substrate. The dye has little or no colour until heated, so what you see on the paper usually looks nothing like the final transferred image. Dark materials cannot be used with the sublimation process on made up garments.

Garments decorated with a dye sublimation transfer cannot be removed like images on shirts decorated with screen printing. It is important to remember that this is not ink sitting on top of the fabric, but rather dye that penetrates the fibre of the fabric. The dye particles are designed to bond with polyester, and ignore everything else.